



Cling | Digital | Onsite Pop Up **PROSPECTUS**



SDPA FALL 2025 SAN ANTONIO CLING PROSPECTUS

Welcome to the SDPA Fall Dermatology Conference!

Join us November 5–9, 2025, in the heart of Texas Hill Country.

Ready to make an impression? This is your opportunity to showcase your brand, product, or innovation in front of 800+ engaged DermPAs™.

Let's make your brand unforgettable this fall in San Antonio!

Contact Jordan Snelson for pricing and availability at jsnelson@dermpa.org


[CLICK HERE TO VISIT
THE PROPERTY MAP.](#)

[KEY OPPORTUNITIES
AT A GLANCE](#)

[CLICK HERE TO VISIT
THE EVENT WEBSITE.](#)

[CLICK HERE TO VIEW
THE PRICING SHEET.](#)

[CLICK HERE TO VIEW
THE VIDEO OF THE
EVENT SPACE.](#)



[CLICK HERE TO VISIT SDPA EVENT
SPACE.](#)

[CLICK HERE TO VISIT DIGITAL
BRANDING OPPORTUNITIES.](#)

[CLICK HERE TO VISIT THE
EXHIBITOR REGISTRATION.](#)

Important Deadlines & Details:



- Eblast copy due: October 1
- Purchased bag insert artwork approval due: October 1
- Cling artwork due: October 10
- Bag inserts: Ship directly to the hotel; deliveries should arrive no earlier than October 30
- Conference setup begins: November 3

KEY OPPORTUNITIES AT A GLANCE

HOTEL WELCOME SPONSOR

As the Hotel Welcome Sponsor, your brand will be the first to greet every SDPA conference attendee from the moment they arrive on-site. Your presence will be reinforced through daily app touchpoints, digital signage in high-traffic areas, and floor clings guiding attendees to key destinations, including your booth.

Click here [HOTEL VIDEO](#)




RESOURCE REGISTRATION DESK

Be the first brand every attendee sees—and sees again. As the Resource Registration Desk Sponsor, you receive prime placement at one of the most trafficked locations of the entire conference. Custom desk clings at the resource area ensure your branding is front and center every single day as speakers check in, attendees have to walk past and return for daily information and resources.

MAIN FOYER BRANDING — MOBILE PARTITIONS

Welcome to the heartbeat of our Fall Conference! This vibrant space, defined by a sleek wood-paneled partition in the large foyer, is more than just a hallway—it's SDPA's official runway. We've claimed half of this high-traffic corridor to serve as our brand moment zone—a bold, visual welcome to San Antonio and everything this conference stands for. Think of it as the curtain-raiser to all the learning, networking, and DermPA magic ahead. This branded stretch sets the vibe, sparks curiosity, and ensures your message meets attendees the moment they arrive.



All cling orders are due 10/10. SDPA will not be responsible for rush fees.

DIGITAL OPPORTUNITIES AT A GLANCE

DIGITAL TAKEOVER— BALLROOM LEVEL

Location: Bottom of the escalator to the Exhibit Hall & General Session (Cibolo & Grand Oaks Ballrooms)

Grab attention in one of the busiest spots at the conference!

This digital display runs scheduled videos or images—perfect for product buzz, bold branding, or welcome messages.

Specs:

- Video or image rotation
- Prime visibility
- Pre-scheduled content slots



ROTUNDA LED WALL

The Rotunda serves as a central crossroad for attendees, connecting registration, sessions, and networking spaces. This high-traffic, high-visibility area ensures your message is impossible to miss.

Includes:

- Premium placement in a 360° view environment
- Opportunity for large-scale branding, immersive displays, or interactive elements
- Visibility to every attendee as well as hotel guest multiple times per day as they move between key destinations

DIGITAL PANELS

Put your brand in the spotlight with high-visibility digital poster panels displayed in prominent indoor locations throughout the event. Any indoor location with access to power. Options: Single Poster (Per Event), Double Poster (Per Day). 6 individual (3 double) mobile LED posters (can only be used indoors near a power source) Sleek digital displays- high foot traffic, driving visibility and engagement throughout.



All digital orders are due 10/30. SDPA will not be responsible for rush fees.

BRAND OPPORTUNITIES



CUSTOM CUBES

Custom Cubes - Lobby Level Spotlight Specs: 1 Cube = 4 fully brandable sides Surface Type: Meter board Make a bold statement with custom-branded cubes placed in high-traffic lobby areas. These eye-catching meter board displays are perfect for product highlights, QR codes, campaign messages, or directional signage—giving you four full panels of creativity and visibility.



BALLROOM FOYER BANNERS

Ballroom Level

Location: Outside the General Session & Exhibit Hall

Specs: 2 Double-sided square banners 60" x 60" 2 double sided vertical banners | 96 sq. ft. total

Own the space where attendees gather, connect, and transition between sessions. These towering, double-sided banners command attention in the busiest corridor of the conference—making them ideal for brand awareness, product launches, or directional messaging.



CIBOLO HALLWAY MIRROR MOMENTS

High-traffic zone between sessions

This is where attendees pause, primp, and post. The mirror in the Cibolo hallway isn't just a reflection spot—it's prime real estate for beauty, skincare, or confidence-boosting messaging. Whether they're checking their lips or highlighting those cheekbones, your brand will be front and center in this naturally engaging, high-traffic area.

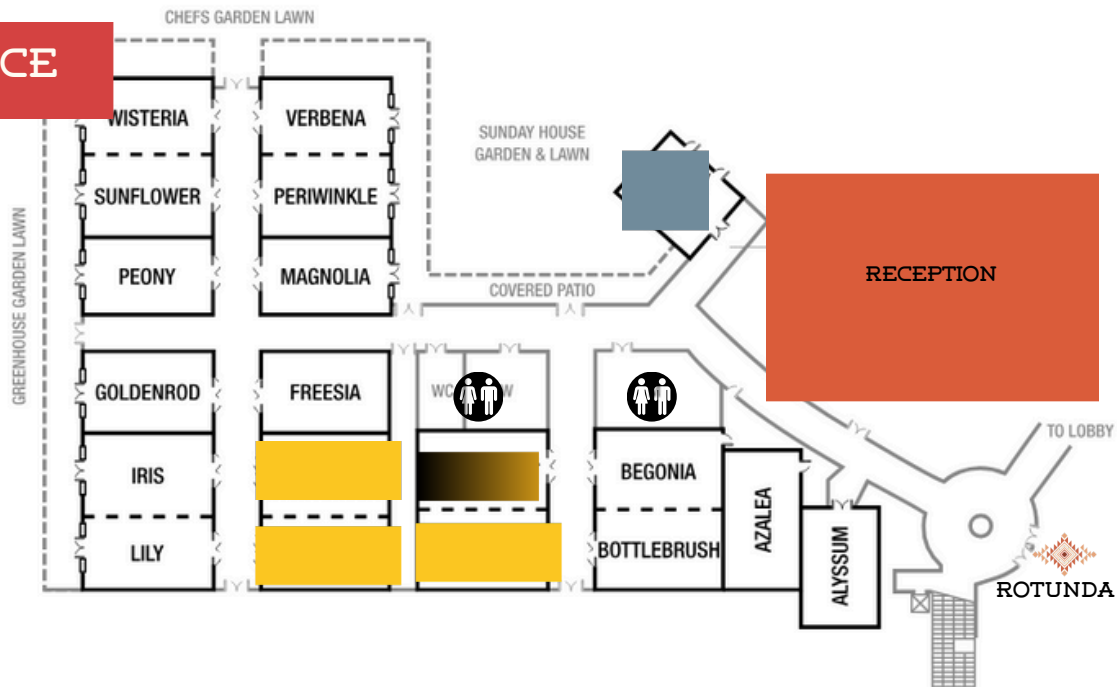
PROPERTY MAP



SDPA EVENT SPACE

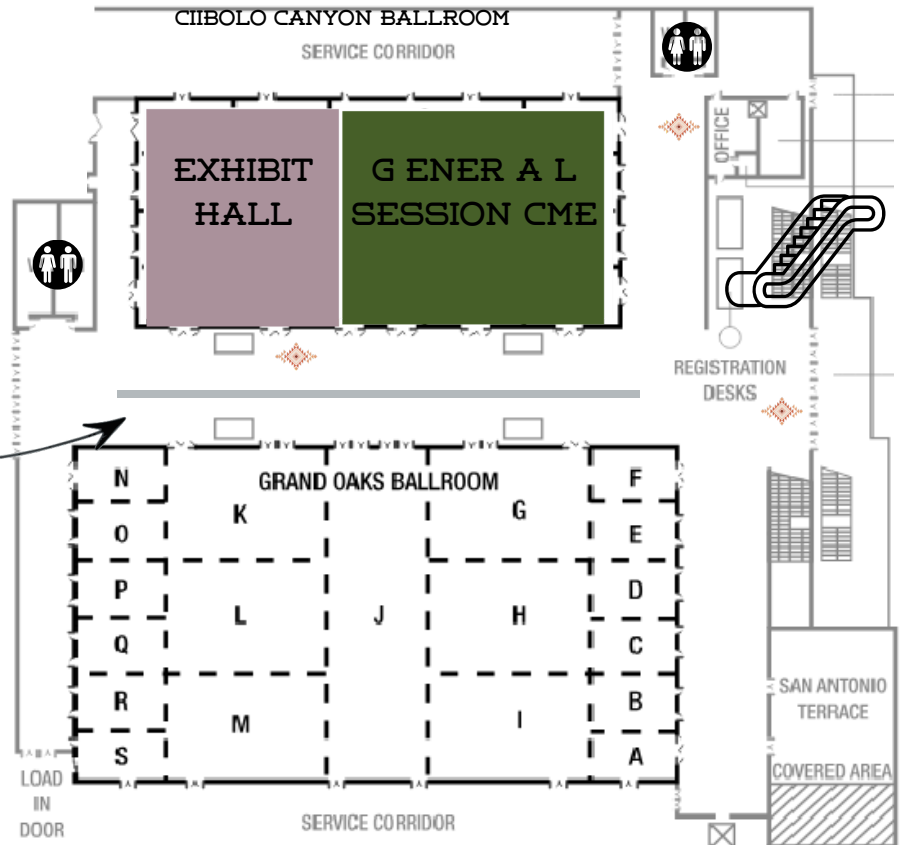
LOBBY LEVEL WILDFLOWER LEVEL 3

- RECEPTION
- SUNDAY HOUSE
- SDPA OFFICE
CNTV OFFICE DERMCAST
QUIET STUDIO
COMMITTEE MEETINGS
- VITALAGO MASTER CLASS -
SPONSORED BY INCYTE



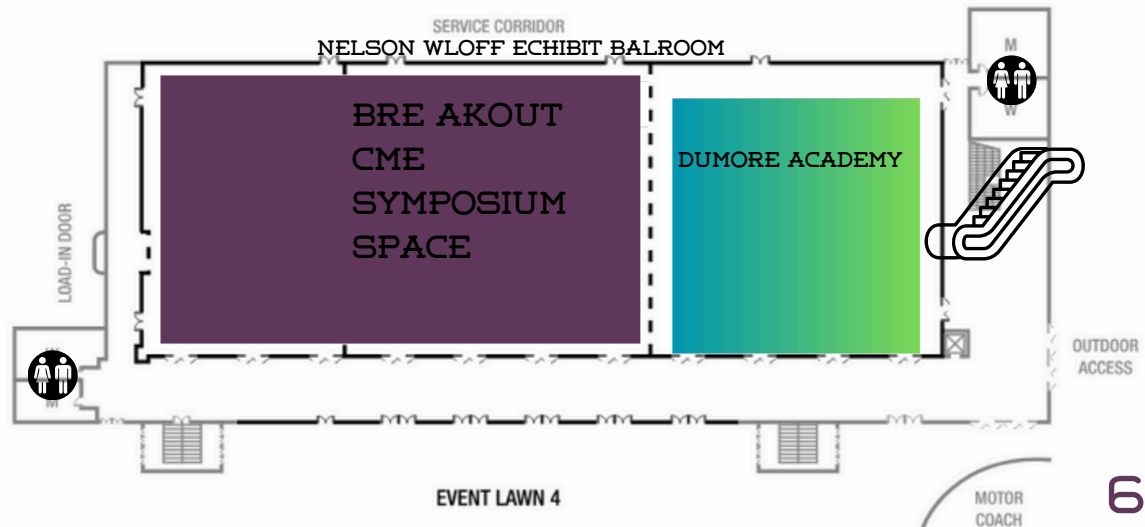
BALLROOM LEVEL 2

- EXHIBIT HALL
- GENERAL SESSION CME
- LARGE FOYER SDPA HAS
HALF OF HALWAY
- VARIOUS CLING
OPPORTUNITIES
 - FOYER BANNER (HIGH TRAFFIC)
 - MIRROR CLINGS



LEVEL 1




- BREAKOUT CME
SYMPOSIUM SPACE
- DUMORE ACADEMY



CLING OPPORTUNITIES

CLING OPPORTUNITIES	LO C AT ION	PRICE
CiboloC 4 Top CiboloC 4 Sides		\$12,000.00
CiboloC 5 Top CiboloC 5 Sides 2		\$10,000.00
CiboloC 6 Top CiboloC 6 Sides CiboloC Middle		\$20,000.0
CiboloC 7 Top CiboloC 7 Sides		\$10,000.00
CiboloC 8 Top CiboloC 8 Sides		\$10,000.00
Exhibit Hall A Side Full Column		\$12,000.00
Nelson Exhibit Area/CME Symposium Space Top Exhibit Archways Sides Exhibit Archways		\$10,000.00
Nelson Exhibit Area/CME Symposium Space Top Foyer Exhibit Archway Side Foyer Exhibit Arch		\$10,000.00
Cibolo 1-4 Breakout		\$10,000.00
Cibolo 8-11 Breakout		\$10,000.00
Cibolo Wall Clings headed towards bathroom		\$15,000.00
Mobile Partition		\$20,000.00 Full Hallway Take Over
Digital Cover Reader Boards Foam signage to cover the digital signs in front of ballroom		\$400 Per Sign Cover
Floor Cling Small		\$200 Per Floor Cling
Mirror in Cibolo Canyon Hallway		\$10,000.00
Mobile Check Back Wall Mobile Check In Desk		\$10,000.00 for front and back
Foyer Banner Square and Foyer Banner Vert Pricing reflects (1) 60"x60" Double-Sided Foyer Banner Square		\$10,000.00 for both

POP UP OPPORTUNITIES

POP UP OPPORTUNITIES	LO C AT ION	PRICE
Light Box Mobile Indoor Deluxe Retractable Banner w/ Stand Pricing reflects (1) Double-Sided Light Box		\$15,000.00
Custom Cubes		\$24,000.00
Hotel Welcome Sponsor		\$20,000.00

DIGITAL OPPORTUNITIES

DIGITAL OPPORTUNITIES	LO C AT ION	DE S CRIP TION	SPECIFICATIONS	PRICE
	Registration Welcome Desk	3 LED Walls	Wall Size: 9ft 5.39in (Width) x 6ft 3.59in (Height)Resolution: 1824 x 1216 Pixels Capabilities: Videos and/or images; can be pre-scheduled. Acceptable Formats:Videos: .mp4 Images: .png or .jpg	\$15,000.00 2 LED Wall (Per Event)
	Digital Poster Single or Double	Mobile LED Single or Double Digital Poster	Single Digital PosterWall Size: 3ft 1.79in (Width) x 6ft 3.59in (Height)Resolution: 624 x 1248 Pixels Double Digital Poster Single Poster for (4 full days)	\$5,000.00
			Wall Size: 6ft 3.59in (Width) x 6ft 3.59in (Height) Resolution: 1248 X 1248 Pixels Double Poster (4 full days)	\$10,000.00
	Digital Ballroom Level Entrance LED Banner Located at the bottom of the escalator leading to the Exhibit Hall and General Session, (Cibolo and Grand Oaks Ballrooms)	LED Banner	Wall Size: 19ft 8.22in (Width) x 4ft 5.07in (Height)Resolution: 3840 x 720 Pixels Capabilities: Videos and/or images; can be pre-scheduled Rotational	\$4,000.00 Per event/per Slide \$16,000.00 for the whole conference
	Rotunda LED Wall Location entrance to the Conference Space, between the entrance to the Flower Rooms and before the escalator the Ballroom Level.	LED Wall	Wall Size: 9 feet, 10 inches (Width) x 6 feet, 7 inches (Height)Resolution: 1152 x 768 Pixels Capabilities: Videos and/or images; can be pre-scheduled Capabilities: Videos and/or images; can be pre-scheduled Dedicated no Shared Rotation	\$18,000.00
	Mobile Displays Light Box Mobile		Double-Sided, Option for backdrop & step and repeat Four full days of Conference	\$15,000.00
			Reach 800+ attendees before the event with a dedicated eblast. Perfect for driving booth traffic, promoting incentives, and creating early buzz. Includes branding and post- send performance metrics.	\$6,000.00
			Deliver a direct-to- device alert via the event app—morning, midday, or evening. Ideal for driving instant action to your booth, session, or special offer.	\$1,000.00
			Push Notifications— Real-Time Impact	